

## ZONEX Hole Seal Instruction

### Industry Standards:

#### ATEX Directive 94/9/EC

#### ATEX

Sira 14ATEX3233U  
051B  II2GD

Ex e IIC Gb

Ex tb IIIC Db IP 66

EN 60079-0:2012

EN 60079-7:2007

EN 60079-31:2009

#### IECEX

IECEX 14.0073U

Ex e IIC Gb

Ex tb IIIC Db IP 66

IEC 60079-0:2011 Ed6

IEC 60079-7:2006-07 Ed4

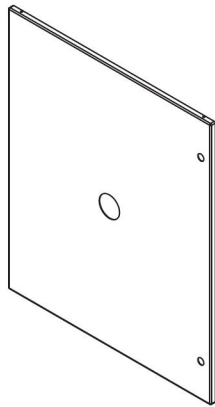
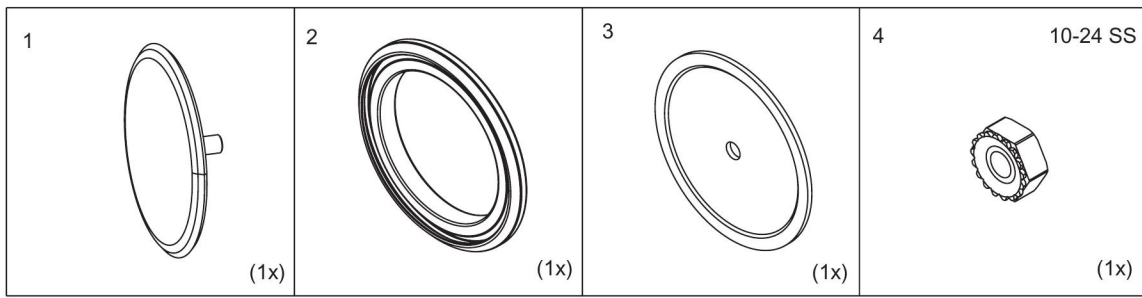
IEC 60079-31:2008 Ed1



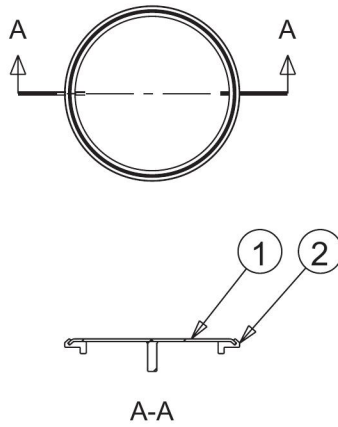
Type 3R, 4, 4X, 12

- Used to seal cable entries in bare metallic, smooth-surfaced enclosures.
- Hole seals maintain an IP66 and Type 4X rating in increased safety hazardous location.
- Mount on any flat enclosure surface, 0.0576 in. (1.46 mm) - 0.13 in. (3.2 mm) enclosure wall thickness.
- Outer plate is constructed with 316L stainless steel, inner plate is 304 stainless steel. Sealing gasket is silicone rubber.
- Certified service temperature: -55 C (-67 F) to 180 C (356 F).
- Installation, inspection and maintenance shall be carried out by suitably-trained personnel in accordance with all applicable codes. Refer to EN60070-14:2007, EN60079-17:2007. During normal periodic maintenance not less than annually, visual inspection of the closed opening to ensure seal is maintained. If cutting or deterioration of the seal occurs, replace with new Hole Seal. Replacement parts are not available.
- The seals are not repairable, or reusable after being in service.
- These devices must be installed on metallic enclosures having internal bare clean metal surfaces to avoid electrostatic discharge.

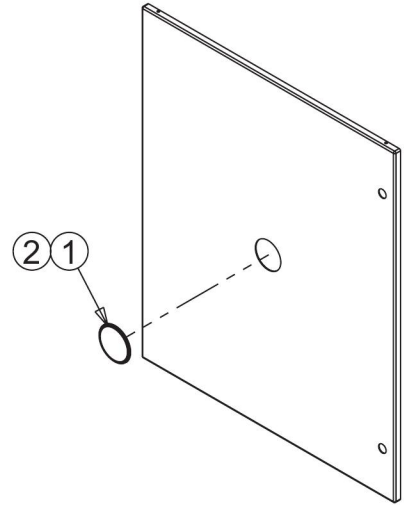
Model	Catalog No.	Description	Hole Diameter Range (in.)	Hole Diameter Range (mm) +2.5 - 0.0
28782	EXAS050SS6	HazLoc Hole Seal for 0.50 in., M20, PBG	0.787 - 0.885	20
28783	EXAS075SS6	HazLoc Hole Seal for 0.75 in., M25	0.984 - 1.082	25
28784	EXAS100SS6	HazLoc Hole Seal for 1.00 in., M32, PB	1.259 - 1.358	32
28785	EXAS125SS6	HazLoc Hole Seal for 1.25 in., M40	1.574 - 1.673	40
28786	EXAS150SS6	HazLoc Hole Seal for 1.50 in., M50	1.968 - 2.066	50
28787	EXAS200SS6	HazLoc Hole Seal for 2.00 in., M63	2.480 - 2.578	63
28788	EXAS250SS6	HazLoc Hole Seal for 2.50 in., M75	2.952 - 3.051	75



**1**



**2**

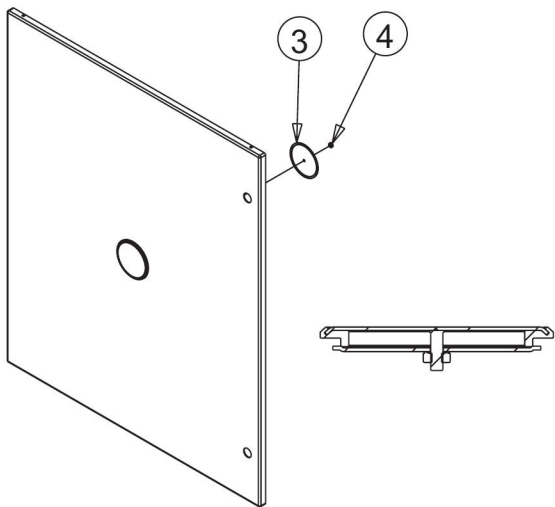


**3**

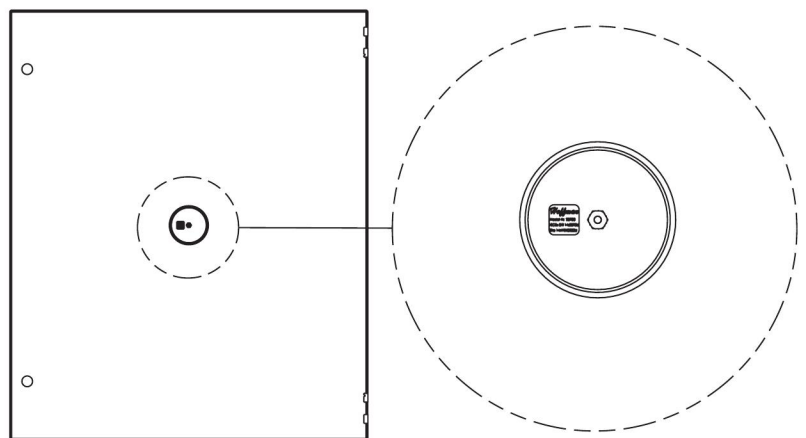
Check hole size in enclosure. See chart for hole diameter information. Clean and de-burr hole. Edge of hole should not be less than 12mm to the edge of the enclosure gland plate. Refer to cable gland instructions for minimum spacing of hole seals.

Mount gasket (item 2) onto outer plate (item 1).

Fit outer plate and gasket into cable entry, outer plate and gasket on outside surface of enclosure. The gasket will provide self-alignment of assembly into the enclosure hole. Verify the gasket with outer plate will properly seal enclosure prior to tightening.



**4**



**5**

Mount retainer plate (item 3) on stud. Secure with hex nut (item 4) using 3/8 in. hex driver or wrench, torque to 18 in\*lb (2 N\*m). Do not over-tighten.

Product label on retainer plate should be visible to inside of enclosure as shown.